

Edmonton Minor Soccer Association

Outdoor 2024 Season



emsa

Community and Club

Team Official Handbook

U13 – U19 Community & All Club Teams

This book is an excerpt of EMSA's rules, regulations and policies.
For the complete version of EMSA Rules & Regulations please visit:

www.emsamain.com

Table of Contents

• Edmonton Minor Soccer Contact Information	Page 2
• Field Assignor Contacts	Page 3
• Referee Assignor Contacts	Page 4
• Game Sheet Procedure	Page 5
• How to Enter Jersey Number on the Game Sheets	Page 6
• How to Print Electronic Game sheets	Page 7
• Field Closure Information	Page 8
• Scoring Games on the EMSA Website	Page 8
• Submitting the Game Sheets to the EMSA Office	Page 11
• Game Sheet and Game Score Admin Fees	Page 12
• Contacting the EMSA Main Office	Page 12
• Referee Liaison Program	Page 12
• Harassment	Page 13
• Players Registered and Dressed	Page 13
• Guest Players/Trialists	Page 14
EMSA Boundaries for Trialist Purposes	Page 15
• EMSA Electronic I.D. Cards (Players/Team Officials)	Page 15
• How to Download Your Teams Electronic EMSA I.D Cards	Page 16
• Team Officials in the Technical Area	Page 17
• Bench Attendants in the Technical Area	Page 17
• Technical Trainers in the Technical Area	Page 18
• Equipment, Casts, Splints and Jewelry	Page 18
• Game Length & Time Outs & 2/3 Marks	Page 19
• Late Arrivals and Failure to Show	Page 19
• Forfeits of Games After EMSA Office Hours	Page 20
• Rescheduling of Games Community	Page 21
• Rescheduling of Games Club League	Page 22
• CSA Lightning and Sever Weather Policy	Page 23
• EMSA Air Quality Procedure	Page 24
• Rain/Storm Out , Air Quality & Fields Closed Rescheduling Procedure for Community	Page 26
• Rain/Storm Out, Air Quality & Fields Closed Rescheduling Procedure for Club	Page 27
• Referee No Show Procedure for Community	Page 28
• Referee No Show Procedure for Club	Page 29
• Location of Teams/Spectators on Field Sidelines	Page 30
• Discipline Procedure & Suspension Notification Process	Page 30
• Players and Team Officials Serving Suspensions- Game Attendance	Page 31
• Player Unserved Suspension Games at Season Conclusion	Page 31
• Team Official Unserved Suspension Games at Season Conclusion	Page 32
• Violating Suspensions	Page 32
• Protest of Game Results	Page 32
• Appeal Procedure	Page 32
• Concerns/Feedback on Referees	Page 32
• Tie Breaking Procedure (EMSA league play)	Page 33
• Post season Information	Page 34
• Community Post Season	Page 34
• Club Post Season	Page 34
• Post season- Non EMSA Member Teams	Page 34
• Post Season Competitions	Page 34
• Player Transfer/Registration	Page 35
• EMSA Ivor Dent Sports Park & EMSA Charpentier West Complex	Page 35
• Field Maps	Page 36
• Codes of Conduct and Others	Page 37
• Spectator Responsibility	Page 38
• Emergency Contact Information	Page 38



Contact Information

Office Location:

9974 – 231 Street, Acheson, AB

(mailing address: PO Box 83070 Edmonton RPO Webber Greens, AB T5T 6S1)

Phone: 780.413-EMSA (3672)

General Office Hours: Monday – Friday 8:00am – 5:00pm (subject to change)

(*office hours vary amongst staff members)

EMSA OFFICE STAFF

Dragos Niculescu – General Manager

dragosn@emsamain.com

780.916.7977

Angela DiCesare – Club League Director U12 – U19

angelad@emsamain.com

587.334.2949

Jenna Davis – Community Program Director

jennad@emsamain.com

587.340.3674

Martina Menaguale – Club League Director U8 – U11

martinam@emsamain.com

587.338.8316

Tiffany Porteous – Registrar

tiffanyp@emsamain.com

780.885.9396

EMSA REFEREE AND TECHNICAL DIRECTOR

Ed Charpentier 780.405.8960

technicaldir@emsamain.com

EMSA EXECUTIVE

Mario Charpentier – EMSA President

president@emsamain.com

Jay Ruptash – EMSA Vice President

jayr@emsamain.com

Alisa Colmer – EMSA Treasurer

alisac@emsamain.com

June McNeil – EMSA Executive

jkhmcneil@gmail.com

EMSA DISCIPLINE DIRECTOR

Jay Ruptash

jayr@emsamain.com

EMSA CLUB DIRECTOR

Diana Clark

dclark.4@shaw.ca

*For a complete listing of the EMSA Board of Directors as well as Zone Office contacts please visit:

www.emsamain.com

Field Assignor Contacts

ZONE/CLUB	NAME	PHONE	EMAIL
EMSA South/Selects	Angie Sych	780.468.5233 ext. 1	angie@emsasouth.com
Beaumont	Nicole Davidson	587-987-9667	admin@beaumontsoccer.com
South East Community	Teresa Kehoe	780.668.7996	mtkehoe@telusplanet.net
EMSA North/NSU	Ryleigh Bridges/ Kylee Webster	780.406.0798	scheduling@emsanorth.ca / programs@emsanorth.ca
EMSA South West/Sting	Anika Louie	780.436.3611	Zone.Administrator@swemsa.org
EMSA West/Warriors	Chris Jossy	780.717.9210	stats101@shaw.ca
EMSA Spruce Grove/Saints	Kate Richmond	780.962.5111	Executive@saintsfc.ca
St. Albert Impact	Marj Ormiston	780.458.8937 ext 126	marjo@stalbertsoccer.com
Sherwood Park/Phoenix	Dean Mastrangelo	780.449.1343	d.mastrangelo@spdsa.net
Leduc	Will Veidemanis	780-405-0064	fields@leducsoccer.com
NWC	Scott Arklie	780.916.6862	scott.arklie@blackcatwearparts.com
Fort Sask.	Carol Stanczak	780.913.4003	info@fortsasksoccer.ca
BTB FC	Pius Ishiekwene		pius@btbsoccer.com
Drillers	Sarah Risling		registrar@edmdrillers.com
Forza FC	Andre Santos	780-862-0077	andre@forzaafc.ca
Inter	Cheryl Brodeur		intersoccer.registrar@gmail.com
Juventus	Rob Mosele		rmosele@telus.net
KC Trojans	Julie Champagne	780.913.5601	kctrojansfacilities@gmail.com
Punjab W. FC	Nav Dhaliwal	780-616-3303	info.pwfc@gmail.com
RESC	Antony Salib	780.802.6721	Antonysalib44@gmail.com
Scottish	Kevin Poissant		kpoissant@scottishunited.com
Strikers	Alex Silvest	587.987.8170	strikerstechnical@gmail.com
SWU	Lynn Marcellus	780.231.2211	swucoordinator@swu.ca
Viktoria	Juergen Welz		jwelz@hotmail.com
Morinville/Athabasca	Rebecca Cooper	780-293-7173	president@tricitysoccer.com
Red Deer	Admir-Ado-Sarcevic	403.346.4259	asarcevic@rdcsa.com
CASA/SC Central	Noah Welch	403-396-3570	noah@thedomereddeer.com
N. Atletico FC	Teresa		northatleticofc@gmail.com
SWAN City	EMSA MAIN		

Referee Assignor Contacts

ZONE/CLUB		NAME	PHONE	EMAIL
EMSA South/Selects		Ricardo Lodhar	780.721.5710	rlodhar9@telus.net
South East Community		Josh Viste	920.455.9791	ref.sesoccer@gmail.com
Beaumont		Matthew Wile	780.203.9825	wile12321@gmail.com
EMSA North/NSU		Paull Cameron	780.721.1683	refpaul@emsanorth.ca
EMSA South West/Sting		Al Jaworsky	780.991.0934	al.jaworsky@anvilmachine.ca
EMSA West/Warriors		Mike Carson	587.599.4787	gradsoccer@gmail.com
EMSA Spruce Grove/Saints		Dean Gaskarth	780.235.2016	Ref@saintsfc.ca
St. Albert Impact		Paull Cameron	780.721.1683	refpaul@emsanorth.ca
Sherwood Park/Phoenix		Steve Cicchini	780.499.5320	s.cicchini@spdsa.net
Leduc		Will Veidemanis	780-405-0064	will.veidemanis@leducsoccer.ca
NWC		Elaine Rose	780.995.8737	emjakus@telusplanet.net
Fort Sask.		Paull Cameron	780.721.1683	refpaul@emsanorth.ca
BTB FC		Paull Cameron	780.721.1683	refpaul@emsanorth.ca
Drillers		Ralf Schmidt	780.905.9738	refs@shaw.ca
Forza FC		Paull Cameron	780.721.1683	refpaul@emsanorth.ca
Inter		Paull Cameron	780.721.1683	refpaul@emsanorth.ca
Juventus		Ricardo Lodhar	780.721.5710	rlodhar9@telus.net
KC Trojans		Kevin McGregor	780.232.2202	kmcmgregor@scottishunited.com
Punjab W. FC		Paul Dhaliwal	780-446-4808	coachpaulsd@gmail.com
RESC		Mike Carson	587.599.4787	gradsoccer@gmail.com
Scottish		Kevin McGregor	780.232.2202	kmcmgregor@scottishunited.com
Strikers		Paull Cameron	780.721.1683	refpaul@emsanorth.ca
SWU		Al Jaworsky	780.991.0934	al.jaworsky@anvilmachine.ca
Viktoria		Paull Cameron	780.721.1683	refpaul@emsanorth.ca
Morinville/Athabasca		Rebecca Cooper	780-293-7173	president@tricity.soccer
Red Deer		Mojtab	403.877.4085	Mojtab.zaher@gmail.com
CASA/SC Central		Tracy Everett	403.341.0711	taeverett@telus.net
N. Atletico FC		Paull Cameron	780.721.1683	refpaul@emsanorth.ca
SWAN City		Paull Cameron	780.721.1683	refpaul@emsanorth.ca

Game Sheet Procedure

- Each team will need to print their own game sheet for each and every game (home and away) from the EMSA Portal. If a team forgets their game sheet and cannot supply one by kick off time, then the team will default the game and an administration fee of \$100.00 will be issued to the team. For emergency cases, there will be a blank game sheet available for download on the EMSA website. We recommend, printing off a few copies and keeping them with your game supplies. <https://emsamain.com/wp-content/uploads/2023/01/Blank-Game-Sheet.pdf>

- The following information will be auto-populated on each team's game sheet by the EMSA Portal system:

- Game Sheet of (team name)
- Game ID #
- Date, Game Time & Field
- Division & Tier
- Home Team Name
- Away Team Name
- All Player's Names (First & Last) and EMSA Card #'s

- For the player Jersey number's please see further instructions in this booklet.

- Teams will still need to handwrite in the following information onto their game sheet:

- Team Officials names and I.D. card numbers (EMSA currently does not limit the amount of team officials that can be on a roster so we cannot auto-populate this section as we don't know who will be on the bench for each game).
- Bench Attendant name (if applicable)
- Ref Liaison name
- Team Official Signature
- Trialist Names and Jersey Numbers (if applicable)

- Game sheets must be presented to the referee at least a few minutes prior to kick off.

How To Enter Jersey Numbers on the Game Sheets:

Prior to the season commencing, a team official who is on the roster must log into the EMSA Portal and enter all of their player's jersey numbers into the system. This only has to be done once at the start of the season, not for every game. You can go back in and edit as necessary if player's jersey numbers change or if you add a new player.

- **Step 1:** Log into the EMSA Portal and click on the "Edit Player Jerseys" button in the Team Official Control Panel:

Team Official Control Panel

TRSA (Home):
Coach

Manage/Score Games

View Team Roster

Download Team Roster

View Division Standings

Edit Player Jerseys

Police Information Check

Status: Verified
Expiry: 2022-01-01

Program Information

Program: U17 Boys
Community/Zone: EMSA South West
Age Category: U17
Season: 2019 - 2020 Indoor

Division Information

Division: Community City Wide U17 Boys
Round: Round 3
Tier: Tier 4X

- **Step 2:** Fill in the "Jersey" field with a 1- or 2-digit number. Leading zeroes are preserved (e.g., 09 isn't converted to 9). Leaving the field blank will remove the jersey number from the player. Repeat for the other players. Note that it's possible to leave 1 or more players without jersey numbers.

[Home](#) / [Manage Teams](#) / [Edit Player Jerseys](#)

Edit Player Jerseys - U4 Team Green (U4 Mixed)

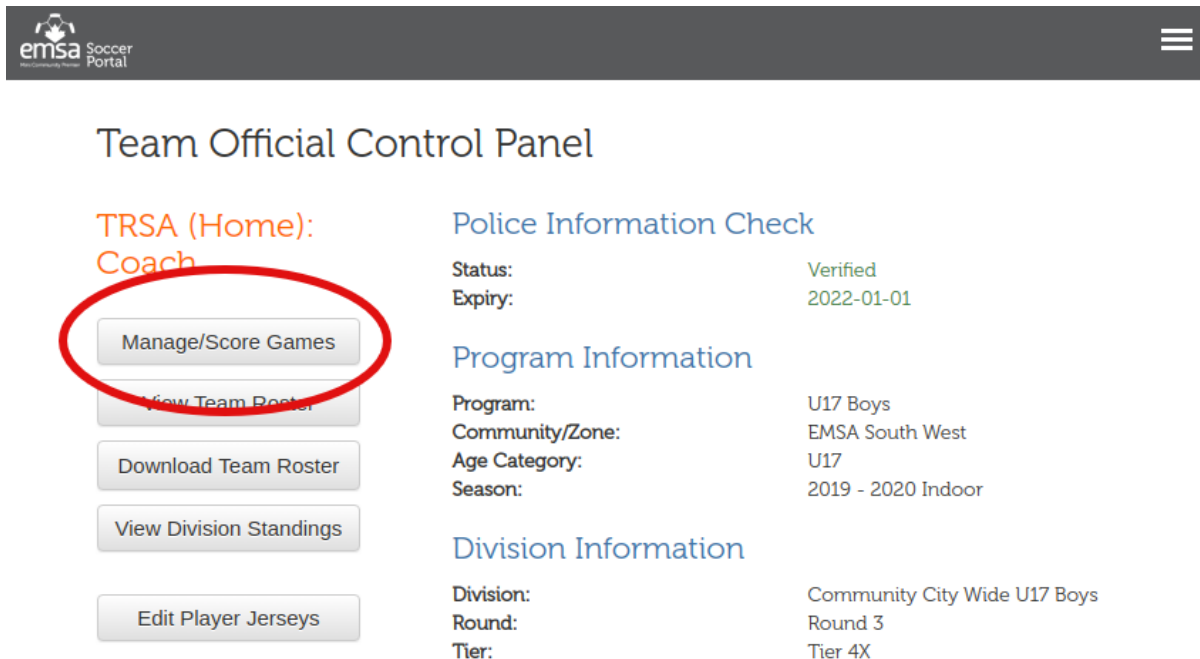
Search:

PL ID	JERSEY	LAST NAME	FIRST NAME	DOB	ID CARD #	
154729	12	Ferguson	Kasai	2016-11-16		View Registration
153458	<input type="text"/>	Morales	Elise	2016-05-20		View Registration
149354		Morris	Samantha	2016-05-08		View Registration
149195		Sevigny	Gauge	2016-07-19		View Registration
149198		Sevigny	Rayland	2016-07-19		View Registration
152773		Shavluk	Cooper	2016-10-13		View Registration

Once this has been completed, your player's jersey numbers will now auto-populate on your electronic game sheets for the remainder of the season.

How To Print Electronic Game Sheets:

- **Step 1:** Log into the EMSA Portal and click on the “Manage/Score Games” button in the Team Official Control Panel:



The screenshot shows the EMSA Soccer Portal interface. On the left, under 'TRSA (Home): Coach', the 'Manage/Score Games' button is circled in red. Other buttons include 'View Team Roster', 'Download Team Roster', 'View Division Standings', and 'Edit Player Jerseys'. On the right, under 'Police Information Check', the status is 'Verified' and the expiry is '2022-01-01'. Below that, 'Program Information' shows 'U17 Boys', 'EMSA South West', 'U17', and '2019 - 2020 Indoor'. At the bottom, 'Division Information' shows 'Community City Wide U17 Boys', 'Round 3', and 'Tier 4X'.

- **Step 2:** Find the game in the table and click the “Download” link under the “Game Sheet” column and the game sheet will automatically download.



[Home](#) / [Manage Scores/Games](#)

Manage Scores/Games

DATE	TIME	HOME TEAM	SCORE	VISITING TEAM	FIELD	MAP	TYPE	STATUS	GAME SHEET	YELLOW CARDS	SUSPENSIONS
Sun, Jan 5th	3:15 pm		1 - 6	TRSA (Home)	Edmonton Soccer Centre East, 7	Map	Regular	Incomplete			
Sun, Jan 12th	11:30 am	TRSA (Home)		TRSA (Away)	Edmonton Soccer Centre South Crosstown, 12	Map	Regular	Scheduled	Download		
Sun, Jan 19th	1:45 pm	TRSA (Home)			Edmonton Soccer Centre West Maxwell, 2	Map	Regular	Scheduled	Download		
Sun, Jan 26th	2:30 pm			TRSA (Home)	Edmonton Soccer Centre South Crosstown, 12	Map	Regular	Scheduled			
Sun, Feb 9th	1:15 pm	TRSA (Home)			Edmonton Soccer Centre East, 7	Map	Regular	Scheduled	Download		

Field Closure Information

A complete list of field closure lines and websites can be found here:

<https://emsamain.com/seasoninfo/outdoorseason/rain-out-lines/>

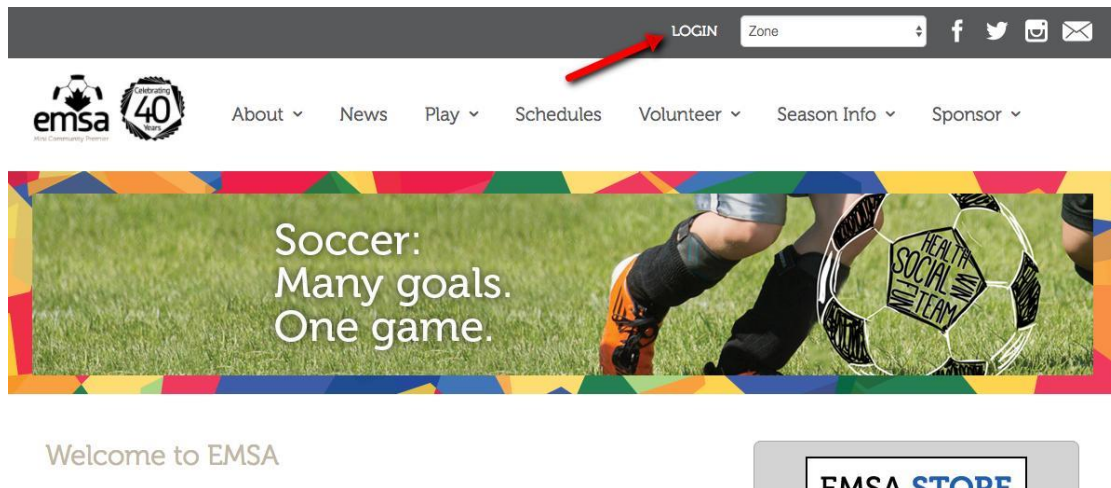
Scoring Games on the EMSA Website

Registered coaches, assistant coaches and team managers are responsible for scoring the game results online. These persons must be registered on the team Portal roster in order to have access to the system. Please contact your Zone or Club if you require access online.

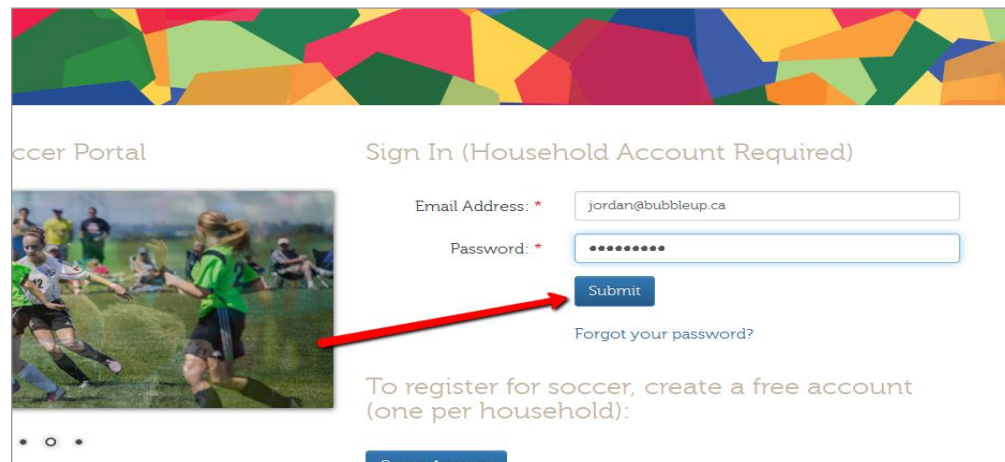
Scoring the game online is the responsibility of the **HOME TEAM**. Game results must be input online by 1:00 PM the following day. Failure to do so will result in an administration fee being issued to the head coach of the **HOME TEAM**.

Instructions for Scoring Games

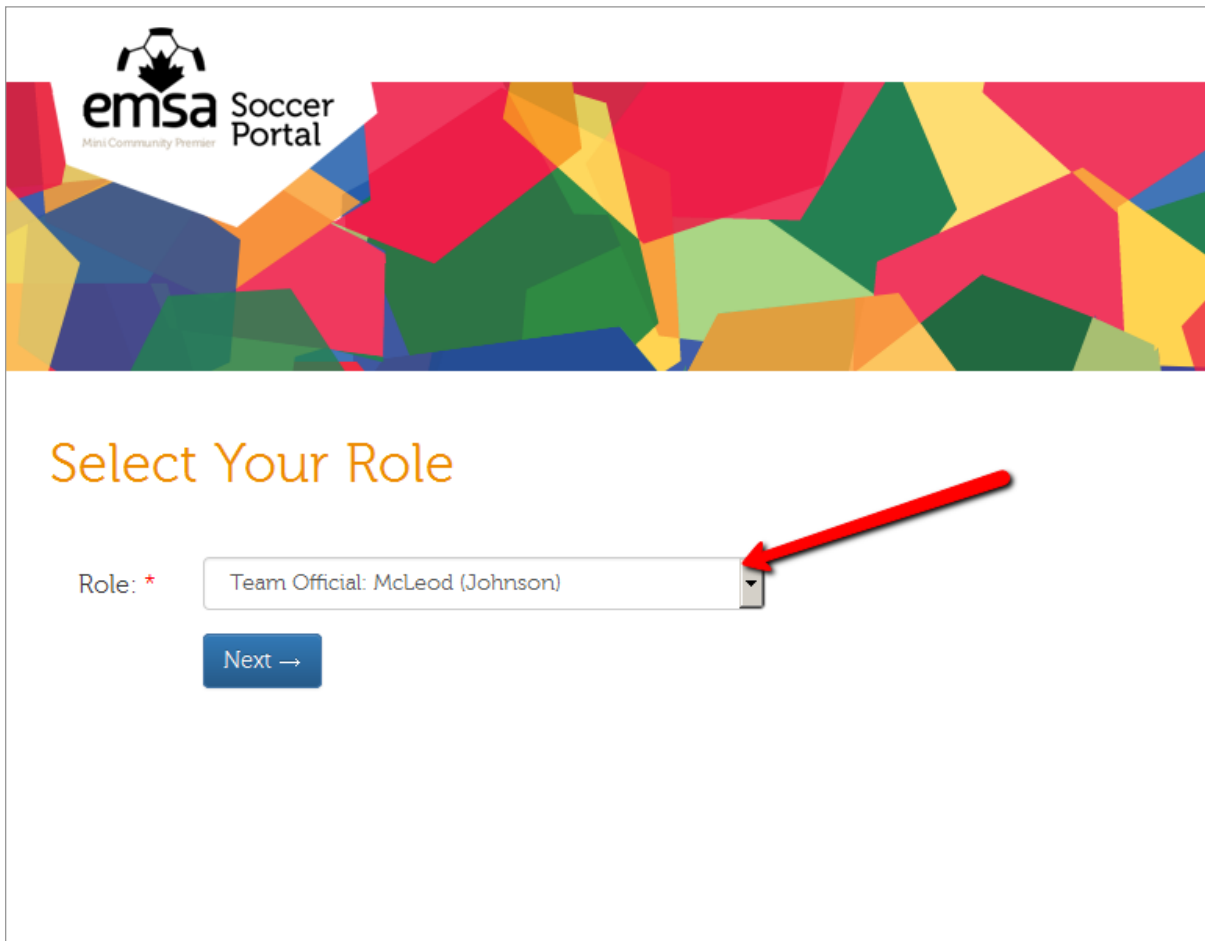
1. Go to www.emsamain.com and click on the **Coach Login** link at the top of the page:



2. Please sign in with your account.



3. Select the Team Official role for the team you are coaching. A person may have multiple team official roles (1 role per team).



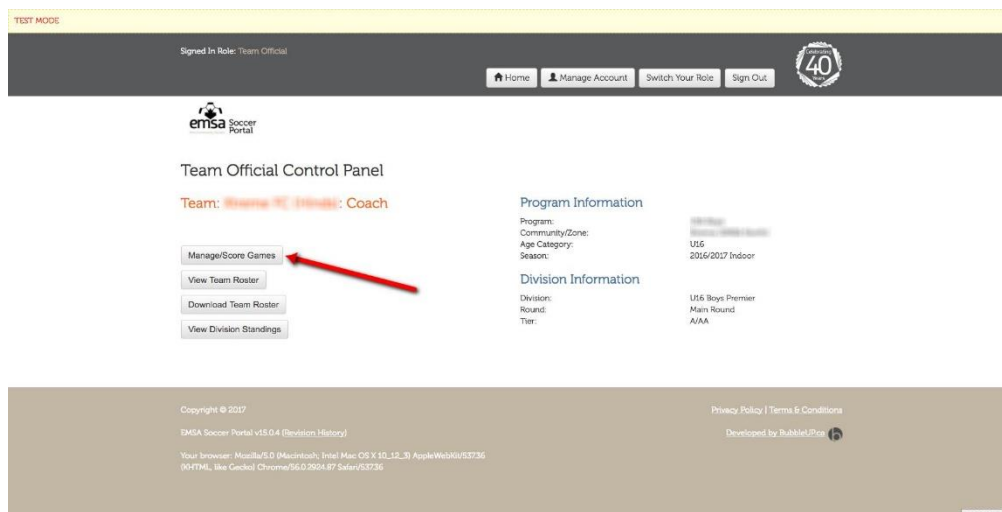
emsa Soccer Portal
Mini Community Premier

Select Your Role

Role: * Team Official: McLeod (Johnson)

Next →

4. Once signed in, you will be redirected to the Team Official Control Panel. Click the **Manage Score/Games** button.



TEST MODE

Signed In Role: Team Official

Home Manage Account Switch Your Role Sign Out

emsa Soccer Portal

Team Official Control Panel

Team: Winona FC | Minnie: Coach

Manage/Score Games View Team Roster Download Team Roster View Division Standings

Program Information

Program: Community/Zone
Age Category: U16
Season: 2016/2017 Indoor

Division Information

Division: U16 Boys Premier
Round: Main Round
Tier: A/AA

Copyright © 2017
EMSA Soccer Portal v15.0.4 (Revision History)
Your browser: Mozilla/5.0 (Macintosh; Intel Mac OS X 10_12_3) AppleWebKit/537.36 (KHTML, like Gecko) Chrome/56.0.2924.87 Safari/537.36

Privacy Policy | Terms & Conditions
Developed by Rubikid/Pos

158.69.93.7

- On the Manage Scores/Games screen, you will see a list of all games for your team. Once a game is ready to have a score recorded, an edit pencil button will be available. Click the edit pencil button.



[Home](#) / [Manage Scores/Games](#)

Manage Scores/Games

DATE	TIME	HOME TEAM	VISITING TEAM	SCORE	FIELD	TYPE	STATUS	
MO Nov 09	7:30 pm	Beverly Heights (White)	McLeod (Johnson)		West Soccer Centre Field #4	REG	Scheduled	
MO Nov 02	8:00 pm	McLeod (Johnson)	Fraser (White)		Tri-Leisure Centre Field #1	REG	Incomplete	
MO Oct 26	7:00 pm	McLeod (Johnson)	Baturyn (Kerr)	2 - 3	South Soccer Centre Field #2	EXH	Complete	
MO Oct 19	6:00 pm	McLeod (Johnson)	Lago Lindo (Smith)	6 - 0	South Soccer Centre Field #1	EXH	Complete	

- On the Score Game form, complete the required fields by entering the home team score and the away team score.

Score Game

McLeod (Johnson): *
(Home Team)

Fraser (White): *
(Away Team)

- Lastly, please submit feedback regarding the referee officiating of the game. There are 6 questions to be completed and an option to provide comments. **This step is optional!**

Comments:

Submit

- Once the form is complete, click the **Submit** button.

- After submission, the game status will be changed to **Under Review**. An EMSA Administrator will review the game sheet and verify the information has been collected and acknowledged.

Home / Manage Scores/Games

Manage Scores/Games

DATE	TIME	HOME TEAM	VISITING TEAM	SCORE	FIELD	TYPE	STATUS
MO Nov 09	7:30 pm	Beverly Heights (White)	McLeod (Johnson)		West Soccer Centre Field #4	REG	Scheduled
MO Nov 02	8:00 pm	McLeod (Johnson)	Fraser (White)	2 - 1	Tri-Leisure Centre Field #1	REG	Under Review
MO Oct 26	7:00 pm	McLeod (Johnson)	Baturyn (Kerr)	2 - 3	South Soccer Centre Field #2	EXH	Complete
MO Oct 19	6:00 pm	McLeod (Johnson)	Lago Lindo (Smith)	6 - 0	South Soccer Centre Field #1	EXH	Complete

- If the Administrator verifies the game, the status will be marked as **Complete**. However, if there is an issue with an emailed/faxed game sheet, an email will be sent back to the coach asking for the game sheet. In this case, the status will be changed to **Information Required**.

Home / Manage Scores/Games

Manage Scores/Games

DATE	TIME	HOME TEAM	VISITING TEAM	SCORE	FIELD	TYPE	STATUS
MO Nov 09	7:30 pm	Beverly Heights (White)	McLeod (Johnson)		West Soccer Centre Field #4	REG	Scheduled
MO Nov 02	8:00 pm	McLeod (Johnson)	Fraser (White)	2 - 1	Tri-Leisure Centre Field #1	REG	Information Required
MO Oct 26	7:00 pm	McLeod (Johnson)	Baturyn (Kerr)	2 - 3	South Soccer Centre Field #2	EXH	Complete
MO Oct 19	6:00 pm	McLeod (Johnson)	Lago Lindo (Smith)	6 - 0	South Soccer Centre Field #1	EXH	Complete

Submitting the Game Sheets to the EMSA Office

- Home team** is responsible for submitting BOTH team's game sheets, along with any trialist or permission forms for **BOTH** teams.

- Scanned PDF/JPEG only. Use a scanner to scan the game sheet into a PDF or JPEG format and email to:

Community Game Sheets communitygamesheets@gmail.com

Club U8 – U11 Game Sheets: martinam@emsamain.com

Club U12 – U19 Game Sheets: angelad@emsamain.com

- You may choose to take a photo of the game sheets, and e-mail the JPEG version of the photo to:

Community Game Sheets communitygamesheets@gmail.com

Club U8 – U11 Game Sheets: martinam@emsamain.com

Club U12 – U19 Game Sheets: angelad@emsamain.com

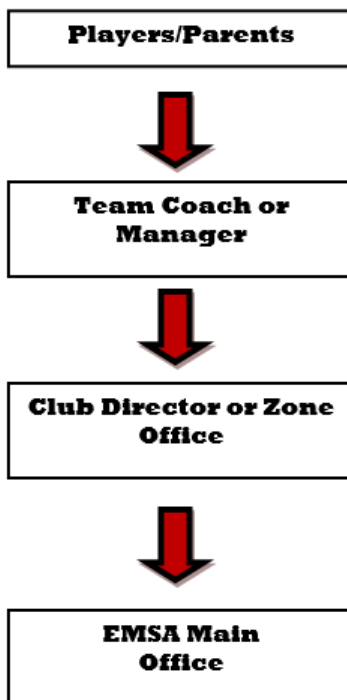
☆ Please ensure the entire game sheet is visible in the photo and get as close to the game sheet as possible without cutting any sides/edges off in the photo. If the image quality is poor or the entire game sheet is not visible, an EMSA Administrator will request a new version to be sent. Please ensure there is only one document in each photo. Do not send photos with multiple game sheets or trialist forms in the one photo.

Game Sheet and Game Score Admin Fees

Issue	Result
Team does not supply game sheet (either electronic download or completed handwritten blank one)	Default game & \$100.00 admin fee
Incomplete Game Sheet (missing information)	\$50.00 admin fee
Game Sheets Not Submitted by 1pm the day after the game	\$50.00 admin fee
Game Not Scored in EMSA Portal by 1pm the day after the game	\$75.00 admin fee

Contacting the EMSA Main Office

Please follow the communication line below for any questions or concerns:



Referee Liaison Program

The abuse of game officials by coaches and spectators is the main reason why referees (especially those in their early teens) drop out of the development program. As a result, we face severe shortages of game officials at all levels. Addressing this unacceptable behavior is a top priority for EMSA, particularly if minor soccer is to have an adequate supply of referees.

Both Home and Away teams are required to provide a referee liaison for every EMSA league game. The referee liaison can be any person over the age of 18, with the exception of the teams registered coach or assistant coach. The referee liaison can be a different person each game and their name must be **PRINTED** on the game sheet in the space provided. The referee liaison must wear an identifying neck lanyard and sit in a visible area in the stands with the spectators.

The referee liaison must be an individual who is willing and able to control and monitor the behavior of the parents and coaches throughout the game. This role is to be taken very seriously and the goal of this role is to keep the parents and coaches in the game following the rules as set forth in the code of conduct as well as maintaining respect for the referees and opposing team. This role is not in place for the referee liaison to question any calls made by the refs.

Description of Duties

- Wear the referee liaison neck lanyard – this is to be provided by a team official and introduce yourself to the referee.
- Place yourself in the middle of your team's spectators.
- Monitor the behavior of your team's spectators and coaching staff.
- Quickly diffuse potential issues before they escalate by either making your presence more visible, or calmly addressing the behavior with the person(s) involved.
- Address inappropriate comments, gestures, and/or any other unsporting behavior directed at the game officials, players, coaching staff or any other individual by your team's spectators.
- Submit a brief report in writing, outlining any incidents involving any individuals, to the referee after the game or to the EMSA office.

Failure to provide a referee liaison will result in a default win for the opposing team. All teams are granted a 15 minute grace period to provide a referee liaison.

Harassment

EMSA has zero tolerance for any form of harassment, bullying, discrimination or intimidation. Any EMSA player, team official, game official, parent or other participant who engages in such behaviour towards another EMSA player, team official, game official, parent or other participant will be subject to discipline by the EMSA Discipline Committee.

Players Registered and Dressed

Teams are limited to a maximum number of players permitted to be registered & dressed at one time during the season, according to the following:

- | | |
|-----------------|------------|
| • U9, U11 & U12 | 16 players |
| • U13 – U19 | 20 players |

***Teams are permitted to dress and play additional players only if they have received special dispensation from the EMSA Board of Directors.*

Injured players who are not playing are permitted to be in the technical area with their team permitted the following conditions are met:

- Player is dressed in a team jersey with number.
- Their name is written down on the game sheet along with jersey number and I.D. card number.
- "INJ" or "injured" should be written beside their name on the game sheet.

- They must present their I.D. card (or electronic copy) to the referee prior to the start of the game.

Guest Players/Trialists

A form must be filled out and submitted to the referee with your game sheet prior to game start for each game (or prior to the start of the second half if the trialist arrives late). If you are using the same trialist for multiple games you must have copies of the trialist form to submit to the referee at each game. Please ensure you review the complete trialist/guest player regulations in the full EMSA Rule and Regulations book. Using an illegal trialist will result in a game forfeiture. If there is any question whether a trialist may be legal or not, please ensure you contact the EMSA office for verification prior to using the trialist.

- Trialists do not require player cards.
- **Prior** written approval of the Coach or Team Designate of the team for which the player is registered must be obtained. The written approval (trialist form) must be surrendered to the referee at the start of the game or prior to the start of the second half if the trialist arrives late. It must be submitted along with the game sheet to the EMSA office.
- For regular league play, any registered player may play in a higher Tier (in the same age category) or in one higher age category. You cannot use lateral trialists (same age group/same tier). If divisions (tiers) and/or age groups are combined, you cannot use trialists from teams playing in the same combined group as your team.
- The player must already be registered on another EMSA team during the current season. If they are not registered on any EMSA team during the current season then they cannot be used as a trialist with the exception of rule 4.8(4)e.
- Players who are playing up an age group are not permitted to be a trialist for a team that is in a lower age category than the current team they are registered on even if their birth year is the same as the lower age group.
- No EMSA player may play on an EIYSA team as a trialist for league games. No EIYSA player shall play on an EMSA team as a trialist for league games.
- Teams from out of district who are participating in the EMSA program are permitted to use trialists from their parent organizations/zone/district as long as they are an ASA registered player for that season; they are from a lower division or lower age category; and the use of the trialists does not violate any EMSA or ASA rules.
- Club players are ineligible as trialists on all community teams.
- Players who are currently serving a suspension from EMSA or ASA are ineligible as trialists.
- You can list multiple players on one trialist form.

The following conditions must also be met which are specific to Club or Community teams:

- **Trialists must be from the same EMSA Boundary (South or North)**
- No more than a total of three (3) such players can be recruited for any one (1) game. Teams may use trialists to increase their game roster size up to the maximum team roster size set out in Rule 4.4.
- A player can be used a trialist for a maximum amount of 5 league games per team. The trialist must be noted on your game sheet in the provided trialist space prior to the game start when the game sheet is given to the referee.

*Trialists are NOT permitted in Provincial Competitions. If additional players are needed for Provincials, they must be duly registered prior to the Player Transfer Deadline for your tier.

Trialist Form – download at: <https://emsamain.com/wp-content/uploads/2024/02/Trialist-Form-Outdoor-2024.pdf>

EMSA Boundaries for Trialist Purposes

Club Boundaries:

NORTH Boundary: Northside United, Impact FC, Saints, Warriors, Strikers, Drillers, Viktoria, BTB FC, Inter, Forza, EMSA North Zone, EMSA West Zone, EMSA Spruce Grove Zone, EMSA St. Albert Zone.

SOUTH Boundary: Edmonton Sting, Selects FC, Scottish, KC Trojans, South West United, Juventus, Punjab FC, RESC, Phoenix, EMSA South Zone, EMSA South West Zone, Sherwood Park.

Community Boundaries:

NORTH Boundary: EMSA North, Morinville, Fort. Sask., St. Albert, EMSA West, EMSA Spruce Grove, North West Central (NWC). Redwater

SOUTH Boundary: EMSA South West, EMSA South, Leduc, Beaumont, Sherwood Park, Ardrossan

EMSA Electronic I.D. Cards/EMSA I.D. Cards (Players/Team Officials)

The following EMSA divisions require an EMSA I.D. Card or EMSA E-card:

For Players:

Age Group	Community	Club
U8/U9		
U10/U11		✓
U12/U13	✓	✓
U15	✓	✓
U17	✓	✓
U19	✓	✓

- Electronic EMSA I.D. cards/EMSA ID cards must be presented to the referee prior to game kickoff.
- No other forms of identification will be accepted.
- Players must present themselves to the referee while the cards are being shown so the ref can compare the picture to the player and cross reference the number on the game sheet.
- Electronic EMSA I.D. cards/EMSA ID cards are to be made available to the opposing team officials or the EMSA League Director, if requested.
- Should a player be without their card/e-card at kickoff, they may play the game provided that their card/e-card is presented to the game official prior to end of the game. Failure to present the players card/e-card to the game official prior to the end of the game, will result in a default loss for the team. The player and team will also be subject to further disciplinary action being taken by the EMSA Discipline Committee.
- Players participating as a trialist player are not required to have an EMSA ID card/e-card. These players will simply need to provide the completed trialist form to the game official, prior to kickoff. This form will be kept with the game sheet and submitted to the League Director at the EMSA office.
- Out of District Non EMSA Member players are permitted to use their own youth District I.D. cards in place of electronic EMSA cards as long as their District has received permission from the EMSA office

•

For Team Officials (head coaches, assistant coaches and managers):

Age Group	Community	Club
U8/U9	✓	✓
U10/U11	✓	✓
U12/U13	✓	✓
U15	✓	✓
U17	✓	✓
U19	✓	✓

- Coaches, assistant coaches and managers registered to teams in age categories/divisions where EMSA I.D. cards/e-cards are required, must present their card/e-card to the game official prior to kickoff for verification.
- No other forms of identification will be accepted.
- Team Officials who are unable to present their card/e-card at the start of the game will not be permitted in the technical area and must sit with the spectators, away from the technical area for the entire game even if the card arrives later. If no team officials are able to produce their card/e-card, the game will be recorded as a default loss and three (3) points and five (5) goals will be awarded to the opposing team.
- If a team knows ahead of time that it will be unable to supply the EMSA I.D. cards/e-cards for the registered team officials, or if the registered team officials are unable to attend a game, the team may request that a substitute coach or coaches be granted permission to take control of the team temporarily. A request to allow for a substitute coach or coaches must be sent to the EMSA League Director and should the request be approved; they will provide a permission letter to allow the substitute coach/coaches on the bench. This permission letter must be handed to the referee prior to kickoff and will be kept for submission to the EMSA League Director along with the master game sheet.
- Team officials CANNOT be written on the bench attendant line if they are unable to produce their electronic ID card.
- If a team official participates in a game without their card/e-card being shown to the ref, then the team will default the game and that team official will be suspended for one game.
- Out of District Non EMSA Member team officials are permitted to use their own youth District I.D. cards in place of EMSA cards as long as their District has received permission from the EMSA office.

•

How to Download Your Team's Electronic EMSA I.D. Cards

You can find the link to download the electronic list or print the cards on paper by logging into the EMSA Portal. Ensure your "role" is selected as "team official" and then click on "Download Team ID Cards", see below. Note: only team officials who are listed on the EMSA Portal Roster will be able to log in and see this info. Please note that if your Club/District uses their own I.D. cards instead of EMSA I.D. cards this feature will not be available to you.

Team Official Control Panel

Attention! Your team members have **waivers** that must be n
Failure to sign may prevent participation. If you are having tr
office.

Saints (Horsfield) U17: Coach

Manage/Score Games

View Team Roster

Download Team Roster

Download Team ID Cards

View Division Standings

Edit Player Jerseys and IDs

Review Unsigned Waivers

F
S
E

F
P
C
A
S

T
D
R
T

Team Officials in the Technical Area

- Regular season league play permits a maximum of five (5) team officials in the technical area, one of which must be of the same gender as the team's players.
- All Team officials (coach, assistant coach and manager) must produce an EMSA I.D. card/e-card to be permitted in the technical area. If you cannot produce an electronic EMSA I.D. card prior to the start of the game you will not be permitted in the technical area and you must sit with the spectators for the duration of the game even if your card arrives later. No other forms of I.D. will be accepted.
- Team officials must remain within their technical area around the bench and are not permitted to walk up and down the length of the field to coach.
- Team Officials who cannot produce their I.D. card/e-card are NOT PERMITTED to be put on the game sheet under the bench attendant section instead. As a team official you MUST have your card/e-card. There are NO exceptions to this and NO other forms of I.D. are accepted for team officials.
- Out of District – Non EMSA Member team officials are permitted to use their own youth District I.D. cards in place of EMSA cards as long as their District has received permission from the EMSA office.

Bench Attendants in the Technical Area

- If you have a team official on the bench and listed on the game sheet that is the same gender as the team, then it is not mandatory that you have a bench attendant. You can still have a bench attendant if they wish to help out but they can be any gender.
- If you do not have a team official on the bench that is the same gender as the team, then it is mandatory that you have a bench attendant that is the same gender as the team.
- In situations where females play or trialist on boys' teams the team must include at least one female team official or bench attendant on the bench.
- Bench attendants must be at least 18 years of age.
- One bench attendant per game is permitted.
- At no time can a registered team official on your team (coach, assistant coach or manager) be written down on the bench attendant line of your game sheet. If a person is a registered team official that

appears on your EMSA Portal Roster, then they must be marked down on one of the team official lines. The bench attendant line is only for those individuals helping out who are NOT on the roster.

- If a team official forgets their I.D. card (or electronic copy), they cannot be marked down as a bench attendant instead. They must sit in the stands for the entire game even if their card arrives later.
- The bench attendant is included in the 5 maximum non-playing personnel on the bench. This means if you are using a bench attendant, then you can only have four (4) other team officials on the bench as the bench attendant would be the 5th.
- Bench attendants do not need an EMSA or District I.D. card, but they have to show a form of government issued photo I.D. to the referee to prove their identity for those divisions that require I.D. cards.
- If the bench attendant is removed from the game by the referee due to misconduct, the head coach or the bench attendant will serve any suspension issued.
- It is recommended that the bench attendant attend to any injured player on the field, however any team official (regardless of gender) is permitted to assist the injured player once given permission to enter the field from the referee.

Technical Trainers in the Technical Area

- Teams are permitted to have one technical trainer per game in the technical area/on bench.
- The technical trainer will be included in the maximum of five (5) team officials permitted in the technical area/on bench.
- The technical trainer must have a special printed yellow plastic card from the EMSA office which is shown to the ref.
- The technical trainer's name and card number must be written on the game sheet in the team official's section.
- The technical trainer must have the word "TECH" or "TT" written down beside their name on the game sheet.
- The technical trainer is permitted to take over the team if there are no other team officials present.
- Technical trainers cannot be listed on the bench attendant line.
- The Technical Trainer must be noted on an approved list kept by the EMSA Main office in order to participate in any games.
- Any cautions or red cards issued to the Technical Trainers will result in the same Discipline dispensed to the Team Officials.

Equipment, Casts, Splints and Jewelry

- Cleated outdoor soccer shoes, or runners, are the only permissible footwear to be worn by players.
- It is at the discretion of the game official what will constitute dangerous equipment which must be removed in order for play to be allowed. Game official has final say.
- Under no circumstance will splints and/or casts be permitted to be worn on the field during game play.
- Players who wear braces (knee, ankle, wrist etc...) will be permitted to wear these during game play provided that the brace does not have the potential to injure others. The decision to allow specific braces is left to the game official.
- **Players refusing to remove any type of jewelry at the request of the referee, including all external body piercings, will not be permitted to play. Taping is not permitted.**

It is the responsibility of the Home Team to supply two (2) game balls as specified below:

Age Group	Ball Size
U8/U9	Size 4
U10/U11	Size 4
U12/U13	Size 5
U15	Size 5
U17	Size 5
U19	Size 5

- Corner Flags: Each team must provide three (3) flags that meet FIFA requirements are to be of a solid structure, distinctive in color, and a minimum of five (5) feet high, with a minimum diameter of 1" and a maximum diameter of 2". These flags are to be firmly planted in the ground at each corner of the field at the goal line and at the center line. If a team forgets their flags the referees should do their best to mark the corners of the field with a safe substitute.
- Goal Net: Each team must provide a goal net. Failure to physically attempt to provide a goal net by kick off then that team will default the game.
- It is the **HOME** team's responsibility to change their jersey or wear pinnies should the jersey colour of both teams conflict.
- In the event that a team does not have uniform jerseys at the start of the game, the game will be defaulted, with three (3) points and five (5) goals being awarded to the opposing team.

Game Length & Time Outs & 2/3 Marks

Age	Total Time	Regulation Halves	2/3 Game Time
U15, U17, U19	90 minutes	2 X 45 minutes	60 min
U12/U13	80 minutes	2 X 40 minutes	53.33 min
U10/U11	70 minutes	2 X 35 minutes	46.66 min
U8/U9	60 minutes	2 X 30 minutes	40 min

- Each team is entitled to up to three (3) minutes of interval time per the referee's discretion.
- There are no time outs permitted in the Outdoor Season.
- If 2/3 of the game time has been played, the game will be considered legal should it be called by the referee for any reason.
- Please also note the 2/3 rule also comes into play with whatever length of the game has been agreed upon by team officials and referees. For example, for a U17 game (2 x 45 minute halves) if the weather is cold or stormy and the coaches and referees agree prior to the start of the game that they are only going to play two 35 minute halves instead of the two 45's, the 2/3 game time mark would be for the two 35 minute halves.

Late Arrivals and Failure to Show

- A team will not be considered as 'present' at the scheduled kickoff time without a minimum of:
U13/U15/U17/U19 seven (7) registered players
U10/U11/U12 six (6) registered players
U8/U9 five (5) registered players

- A 15-minute grace period is provided for a team to be present. If a team is not present after such time, the game will be recorded as a default win for the opposing team and they will be awarded three (3) points and five (5) goals in their favor by the league director.
- In order to claim the default win, the team that is present must turn in their completed game sheet to the referee for them to sign off on. They will then return it to the team to be sent to the EMSA office.
- Late players must arrive prior to kickoff of the second half. Players arriving after such time will not be permitted to play.
- It is not mandatory for the opposing team to wait any longer than the 15-minute grace period. After this time has expired, the field may be used for a practice for the remainder of the time that was scheduled for the game.
- In the event that both teams are not present, the game will be recorded as 'cancelled'. These games will not be rescheduled.
- An administration fee will be issued to the head coach of the team who fails to show up to their scheduled game, provided they did not notify the EMSA League Director 48 hours prior to the game.

Forfeits of Games After EMSA Office Hours

If you are aware that you will be forfeiting your league game ahead of kick off time and you are not able to reach the EMSA League Director to get verification that the forfeit message was received (you will receive an email back if it was received in time) OR if it is after office hours on game day the following procedure must be followed:

1. Team officials forfeiting must email the team officials of the opposing team and CC the EMSA League Director to let them know they will not be coming to the game.
2. Team forfeiting must also call the team officials of the opposing team on the phone to let them know they will not be coming to the game. Try all team officials' numbers on the contact list and leave messages if necessary.
3. If the opposing team wishes to claim the forfeit win, they must send one (1) carded team official to the field of play to meet the referees and have the referees sign off on the game sheet. The entire team does not need to show if you have received an email from the other team declaring a forfeit, just one team official only.

If the opposing team fails to send one team official to the field to have the game sheet signed off on, the game will be cancelled, not rescheduled and no points or stats will be awarded to either team.

***Note:** this is only in the case the forfeit message is not received by the EMSA League Director in time to cancel the game (no response/reply). If the League Director receives and verifies the notice of forfeit, they will send an email out to both teams and the referees cancelling the game and then you do not have to send a team official to the field.

General Reschedule Requests: Community League

If a regular league game conflicts with a **SOCCER TOURNAMENT, Grade 12 GRADUATION** or **Grade 12 FINAL EXAMS** the game may be rescheduled. A soccer tournament, graduation or final exams are the only three reasons accepted for rescheduling games. **NO OTHER REASONS will be accepted** and games will stay as scheduled. For tournament reschedules, you are limited to requesting a maximum of 2 tournaments per season. If you have to travel for your tournament outside of the province but inside Canada, an allowance of one day prior and one day after the tournament is allowed. For International tournaments, total of 10 days (travel and tournament dates, inclusive) will be allowed.

***NOTE: All rescheduling requests must be received by the EMSA office ONE WEEK PRIOR to the original game date.**

Steps for Rescheduling a Game:

Step #1: If you are the team who is requesting the reschedule, you must send an email to the EMSA Community League Director, jennad@emsamain.com, indicating the game details and reasoning for the reschedule request.

Step #2: BOTH teams involved will then receive an email from the League Director indicating that permission has been given to reschedule the game. If you don't receive that permission email it means the game has not been given the go ahead to be rescheduled and will remain as originally scheduled.

Step #3: The EMSA League Director will email the Home Team's Zone Referee and Field Assignor to cancel the originally scheduled game.

Step #4: The TEAM WHO REQUESTED THE RESCHEDULE contacts the opposing coach to come up with an agreed upon rescheduled date. The opposing team officials have 48 hours to respond and work out a new date. If the new date is not worked out within 48 hours then the EMSA League Director reserves the right to automatically reschedule the game to a date chosen by the EMSA office.

Step #5: Once a date has been agreed upon, the TEAM WHO REQUESTED THE RESCHEDULE is responsible for emailing the EMSA League Director to notify of the new date and time. The EMSA League Director will then assign a field. ****If you are an Out of Edmonton District team**, you will need to contact your District Field Assignor first for a field as the EMSA Office does not take care of your area's fields. You will need to send the EMSA League Director an email once you have the new field confirmed.

Step #6: League Director will update the website with the rescheduled game details and the Portal will automatically generate an email to both teams and the Referee Assignor. The rescheduled game is not considered legal until that time. Please keep in mind that the EMSA office is only open during the weekdays.

If the opposing coach and you cannot agree on a reschedule date, please notify the League Director and he/she will step in and take over the rescheduling process. Please note that you must give the League Director enough notice to be able to help you with the rescheduled game. If you send notice a day or two before the rescheduling deadline then we will be unable to help you.

*Once the game has been confirmed by the League Director, if one team fails to show for a rescheduled game then that team will lose by default. If both teams fail to show for a rescheduled game, the game will go down as not being played, no stats or points will be awarded and the game will not be rescheduled.

ALL RESCHEDULED GAMES MUST BE COMPLETED within 3 weeks of the original scheduled date. If there is less than 3 weeks left on the schedule you must have those games completed prior to your last game on the schedule. If the game does not get played within the 3 week deadline or before the last game on the schedule (if there are less than three weeks left) then it will go down as not being played, no stats or points will be awarded. However, if the outstanding game will impact the standings in regards to post season play advancement in the main/final round, the EMSA League Director will reschedule the game. If you are rescheduling the last game on your schedule, it must be rescheduled to a date prior to when it was originally scheduled.

General Reschedule Requests: Club League

After the schedules are released, if a regular league game conflicts with a **SOCCER TOURNAMENT, Grade 12 GRADUATION** or **Grade 12 FINAL EXAMS** the game may be rescheduled. A soccer tournament, Grade 12 graduation or Grade 12 final exams are the only three reasons accepted for rescheduling games. **NO OTHER REASONS will be accepted and games will stay as scheduled.** **For tournament reschedules, you are limited to requesting a maximum of 2 tournaments per season.** If you have to travel for your tournament outside of the province but inside Canada, an allowance of one day prior and one day after the tournament is allowed. For International tournaments, total of 10 days (travel and tournament dates, inclusive) will be allowed.

***NOTE: May 24th is the last date to submit rescheduling requests for the entire season. After this date, no further rescheduling requests will be accepted. All remaining games will have to be played as originally scheduled.**

Steps for Rescheduling a CLUB Game:

Step #1: If you are the team who is requesting the reschedule, you must send an email to your EMSA League Director indicating the game details and reasoning for the reschedule request.

U8 – U11 CLUB League Director martinam@emsamain.com

U13 -U19 CLUB League Director angelad@emsamain.com

Step #2: BOTH teams involved will then receive an email from the League Director indicating that permission has been given to reschedule the game. If you don't receive that permission email it means the game has not been given the go ahead to be rescheduled and will remain as originally scheduled.

Step #3: The EMSA League Director will email the Home Team's Zone Referee and Field Assignor to cancel the originally scheduled game.

Step #4: The TEAM WHO REQUESTED THE RESCHEDULE contacts the opposing coach to come up with an agreed upon rescheduled date. The opposing team officials have 48 hours to respond and work out a new date. If the new date is not worked out within 48 hours then the EMSA League Director reserves the right to automatically reschedule the game to a date chosen by the EMSA office.

Step #5: Once a date has been agreed upon, the TEAM WHO REQUESTED THE RESCHEDULE is responsible for emailing the EMSA League Director to notify of the new date and time. The EMSA League Director will then assign a field. ****If you are an Out of Edmonton District team, you will need to contact your District Field Assignor first for a field as the EMSA Office does not take care of your area's fields. You will need to send the EMSA League Director an email once you have the new field confirmed.**

Step #6: League Director will update the website with the rescheduled game details and the Portal will automatically generate an email to both teams and the Referee Assignor. The rescheduled game is not considered legal until that time. Please keep in mind that the EMSA office is only open during the weekdays.

If the opposing coach and you cannot agree on a reschedule date, please notify the League Director and they will step in and take over the rescheduling process. Please note that you must give the League Director enough notice to be able to help you with the rescheduled game. If you send notice a day or two before the rescheduling deadline then we will be unable to help you.

***Once the game has been confirmed by the League Director, if one team fails to show for a rescheduled game then that team will lose by default. If both teams fail to show for a rescheduled game, the game will go down as not being played, no stats or points will be awarded and the game will not be rescheduled.**

ALL RESCHEDULED GAMES MUST BE COMPLETED within three (3) weeks of the original scheduled date. If there is less than three weeks left on the schedule you must have those games completed prior to your last game on the schedule. If the game does not get played within the three-week deadline or before the last game on the schedule (if there are less than three weeks left) then it will go down as not being played, no stats or points will be awarded. However, if the outstanding game will impact the standings in regards to post season play advancement in the main/final round, the EMSA League Director will reschedule the game. If you are rescheduling the last game on your schedule, it must be rescheduled to a date prior to when it was originally scheduled.

CSA Lightning and Severe Weather Policy

When thunder roars, go indoors!

The safety of players, coaches, management and spectators is the primary concern in any weather event that occurs during all matches sanctioned by Canada Soccer. By understanding and following the below information, the safety of everyone shall be greatly increased. Ultimately, the referee has the final say over delaying or restarting a match due to weather. Waiting to stop play or not waiting to start play may result in a serious injury or loss of life. Referees are expected to act responsibly when dealing with such events during matches they are controlling

If you can hear thunder, you can get hit by lightning. As soon as you hear thunder, quickly get to a safe location. More people are struck before and after a thunderstorm than during one. Stay inside for 30 minutes after the last rumble of thunder.

Additional Information

Please note the following recommendations from Environment Canada:

- To plan for a safe day, check the weather forecast first. If thunderstorms are forecast, avoid being outdoors at that time or make an alternate plan. Identify safe places and determine how long it will take you to reach them.
- Watch the skies for developing thunderstorms and listen for thunder. As soon as you hear thunder, quickly get to a safe location. If you can hear thunder, you are in danger of being hit by lightning. More people are struck before and after a thunderstorm than during one.
- Get to a safe place. A safe location is a fully enclosed building with wiring and plumbing. Sheds, picnic shelters, tents or covered porches do NOT protect you from lightning. If no sturdy building is close by, get into a metal-roofed vehicle and close all the windows.

- Do not handle electrical equipment, **telephones** or plumbing. These are all electrical conductors. Using a computer or wired video game system, taking a bath or touching a metal window frame all put you at risk of being struck by lightning. Use battery-operated appliances only.

- If caught outdoors far from shelter, stay away from tall objects. This includes trees, poles, wires and fences. Take shelter in a low-lying area but be on the alert for possible flooding.

Be aware of how close lightning is occurring. Thunder always accompanies lightning, even though its audible range can be diminished due to background noise in the immediate environment and its distance from the observer.

When larger groups are involved, the time needed to properly evacuate an area increases. As time requirements change, the distance at which lightning is noted and considered a threat to move into the area must be increased.

Know where the closest “safe structure or location” is to the field or playing area and know how long it takes to get to that safe structure or location. Safe structure or location is defined as:

Any building normally occupied or frequently used by people, i.e., a building with plumbing and /or electrical wiring that acts to electrically ground the structure. Avoid using shower facilities for safe shelter and do not use the showers or plumbing facilities during a thunderstorm.

In the absence of a sturdy, frequently inhabited building, any vehicle with a hard metal roof (not a convertible or golf cart) and rolled-up windows can provide a measure of safety. A vehicle is certainly better than remaining outdoors. It is not the rubber tires that make a vehicle a safe shelter, but the hard metal roof which dissipates the lightning strike around the vehicle. Do not touch the sides of any vehicle!

If no safe structure or location is within a reasonable distance, find a thick grove of small trees surrounded by taller trees or a dry ditch. Assume a crouched position on the ground with only the balls of the feet touching the ground, wrap your arms around your knees and lower your head. Minimize contact with the ground because lightning current often enters a victim through the ground rather than by a direct overhead strike. Minimize your body’s surface area and the ground! Do not lie flat! If unable to reach safe shelter, stay away from the tallest trees or objects such as light poles or flag poles), metal objects (such as fences or bleachers), individual trees, standing pools of water, and open fields. Avoid being the highest object in a field. Do not take shelter under a single, tall tree.

Avoid using the telephone, except in emergency situations. People have been struck by lightning while using a land-line telephone. A cellular phone or a portable remote phone is a safe alternative to land-line phones, if the person and the antenna are located within a safe structure or location, and if all other precautions are followed.

When considering resumption of any athletics activity, wait at least thirty (30) minutes after the last flash of lightning or sound of thunder before returning to the field.

First aid for lightning victims

Prompt, aggressive CPR has been highly effective for the survival of victims of lightning strikes.

- Lightning victims do not carry an electrical charge and can be safely handled.

- Call for help. Victims may be suffering from burns or shock and should receive medical attention immediately. Call 9-1-1 or your local ambulance service.

•Give first aid. If breathing has stopped, administer cardio-pulmonary resuscitation (CPR). Use an automatic external defibrillator if one is available.

For additional information the following websites are helpful: <http://www.ec.gc.ca/foudre-lightning/default.asp?lang=En&n=57412D67-1> www.weatheroffice.gc.ca/lightning

EMSA Air Quality Procedure

This is the link that teams and referees are required to use for any Air Quality Index Readings:
https://weather.gc.ca/airquality/pages/provincial_summary/ab_e.html

For games in the City of Edmonton, as the AQI can vary all over the city, we will be using the substation readings:

Edmonton East – for the area south of the river and east of Calgary Trail.

Edmonton McCauley – for the area north of the river and east of highway 2.

Edmonton Lendrum - for the area south of the river and west of Calgary Trail.

Woodcroft - for the area north of the river and west of highway 2.

Here is the link for the substations: https://weather.gc.ca/airquality/pages/multiple_stations/abaq-001_e.html

Exceptions for the following areas for home games in:

Spruce Grove, please use the **St. Albert** AQI reading

Beaumont, please use the **Lendrum** AQI reading

Leduc, please use the **Edmonton** AQI reading

NWC, please use **Genesee** AQI reading

Morinville, please use **Sturgeon County** AQI reading

• **Weekdays at 4:00pm (regardless of the time it was last calculated at):**

• **Weekends 1 hour prior to your game start time (regardless of the time it was last calculated at):**

• **Games being played in Red Deer or for those teams travelling from Red Deer to the City (or surrounding area) 3 hours prior to game start time (regardless of the time it was last calculated at):**

If the Air Quality Health Index is listed as:

▪ **AQI between 1 and 6:** the game will proceed as scheduled. Teams are expected to show to the field or will forfeit the game. If the AQI rises to 7 or above just before game start or during the game, the game will be cancelled at the field by the referee. If 2/3's of the game has not been played already, the game will be rescheduled. See reschedule procedure on next page.

▪ **AQI is at a 7 or higher:** the game will be automatically cancelled and rescheduled. No need for teams or referees to show up at the field.

If the AQI is N/A at 4pm for the location of your game, the last available reading for that particular location will be the accepted reading.

Please note games being played at the Edmonton Scottish Soccer Dome or the Red Deer Dome are not affected by the AQI as those games are being played indoors on artificial turf. Games will proceed at these locations regardless of the outside air quality.

Community Rain/Storm Out, Air Quality (AQI) & Closed Fields Rescheduling Procedure:

★ Teams are not required to show up to their game **ONLY** if the field is officially closed through the field status lines/the AQI reading for your game is at a 7 or higher at 4pm. (regardless of the time it was last calculated at):

★ Teams **ARE** required to show up to their game if the field status lines indicate that fields are open/AQI reading is 6 or lower at 4pm regardless of current or pending inclement weather, teams are required to report to their field or risk forfeiture. It will be the referee's discretion if the game will commence based on the weather or AQI reading at the time of your game.

RESCHEDULING PROCEDURE:

Step #1: If the fields were initially open and it was the ref who called the game due to the weather/AQI reading at the time of your game is at a 7 or higher, the **HOME TEAM** must send an email to their EMSA League Director indicating the game details and indicating the game did not go due to the referee halting the game due to inclement weather/AQI etc.

♦ Send an email to Community League Director jennad@emsamain.com

☆ If the fields were closed via the field status lines/AQI reading for the home games location was a 7 or higher you do not need to send an email as EMSA will be monitoring the AQI readings and Field Status Lines ourselves ☆

Step #2: The league will automatically use the age group's alternate playing day as the reschedule date. Please **NOTE** if there are no alternate playing day(s) left in a particular round or the field/referee are not available for your teams' alternate playing day. The league will select the next available date based on field and referee availability.

- **U13** alternate reschedule/playing day **WEDNESDAY**
- **U15** alternate reschedule/playing day **TUESDAY/WEDNESDAY**
- **U17** alternate reschedule/playing day **TUESDAY**
- **U19** alternate reschedule/playing day **WEDNESDAY**

****Please note these days are subject to field and referee availability, and timing remaining in the current round. ****

Step #3: League Director will update the website with the rescheduled game details and the Portal will automatically generate an email to both teams and the Referee Assignor. The rescheduled game is not considered legal until that time. Please keep in mind that the EMSA office is only open during the weekdays.

****Once the game has been confirmed by the League Director, if one team fails to show for a rescheduled game then that team will lose by default. If both teams fail to show for a rescheduled game, the game will go down as not being played, no stats or points will be awarded and the game will not be rescheduled. ****

ALL RESCHEDULED GAMES WILL BE COMPLETED within three (3) weeks of the original scheduled date. If there is less than three weeks left on the schedule, those games will be completed prior to your last game on the schedule. If the game does not get played within the three-week deadline or before the last game on the schedule (if there are less than three weeks left) then it will go down as not being played, no stats or points will be awarded. However, if the outstanding game will impact the standings in regards to post season play advancement in the main/final round, the EMSA League Director will reschedule the game.

Club Teams: Rain/Storm Out, Air Quality or Fields Closed Rescheduling Procedure:

★Unless the fields are officially closed through the field status lines or league director, regardless of current or pending inclement weather, teams are required to report to their field or risk forfeiture. It will be the referee's discretion if the game will commence. If the fields are open and your team is playing the late game of a double header and the first game is cancelled due to weather by the referees, it is mandatory for your team to show up for your scheduled game time as the game may be able to commence if the weather passes. If you do not show, your team will forfeit.

RESCHEDULING PROCEDURE:

Step #1: If the fields were initially open and it was the ref who called the game due to the weather/air quality, the Home team must send an email to their EMSA League Director indicating the game details and indicating the game did not go due to the referee halting the game due to inclement weather/air quality.

- ◆ Club U8 – U11 teams send email to the Club League Director martinam@emsamain.com
- ◆ Club U13 – U19 teams send email to the Club League Director angelad@emsamain.com

☆ If the fields were closed via the field status lines (or by the League Director), you do not need to send an email to the League Director as we will be monitoring the Field Status Lines ourselves.

Step #2: The HOME TEAM contacts the opposing coach to come up with an agreed upon rescheduled date. The opposing team officials have 48 hours to respond and work out a new date. If the new date is not worked out within 48 hours then the EMSA League Director reserves the right to automatically reschedule the game to a date chosen by the EMSA office.

Step #3: Once a date has been agreed upon, the HOME TEAM is responsible for emailing the EMSA League Director to notify of the new date and time. The EMSA League Director will then assign a field. ****If you are an Out of Edmonton District team**, you will need to contact your District Field Assignor first for a field as the EMSA Office does not take care of your area's fields. You will need to send the EMSA League Director an email once you have the new field confirmed.

Step #4: League Director will update the website with the rescheduled game details and the Portal will automatically generate an email to both teams and the Referee Assignor. The rescheduled game is not considered legal until that time. Please keep in mind that the EMSA office is only open during the weekdays.

If the opposing coach and you cannot agree on a reschedule date, please notify the League Director and they will step in and take over the rescheduling process. Please note that you must give the League Director enough notice to be able to help you with the rescheduled game. If you send notice a day or two before the rescheduling deadline then we will be unable to help you.

*Once the game has been confirmed by the League Director, if one team fails to show for a rescheduled game then that team will lose by default. If both teams fail to show for a rescheduled game, the game will go down as not being played, no stats or points will be awarded and the game will not be rescheduled.

ALL RESCHEDULED GAMES MUST BE COMPLETED within three (3) weeks of the original scheduled date. If there is less than three weeks left on the schedule you must have those games completed prior to your last game on the schedule. If the game does not get played within the three-week deadline or before the last game on the schedule (if there are less than three weeks left) then it will go down as not being played, no stats or points will be awarded. However, if the outstanding game will impact the standings in regards to post season play advancement in the main/final round, the EMSA League Director will reschedule the game.

Community Referee No Show Rescheduling Procedure:

Teams are only required to wait for 15 minutes past the kick off time for a referee to show.

If your center referee or linespersons are a no show for your game, please try and give your Referee Assignor a call and if they are able to answer the call he/she will try to send someone your way. If you are unable to get a hold of your Referee Assignor or he/she is unable to send you a referee, you may have someone who is present ref your game as long as both coaches are in agreement on the person. If you start the game with a substitute referee that means that both coaches have agreed and there can be no argument after the game because the coaching staff didn't like how the substitute referee handled the game. The game will stand as is. Please make a note on the game sheet and have both coaches sign their name beside the note to indicate they have agreed on the substitute referee.

If you wish for the game to be rescheduled, both teams must leave the field of play. YOU MUST NOT PLAY ANY TYPE OF EXHIBITION OR SCRIMMAGE. IF ANY TYPE OF GAME IS PLAYED THE GAME SHALL BE CONSIDERED VALID AND THE SCORE WILL COUNT IN THE STANDINGS.

If rescheduling is chosen, please follow the steps below:

Step #1: Home team must send an email to their League Director indicating the game details and indicating the game did not go due to referee no show.

♦ Send an email to Community League Director jennad@emsamain.com

Step #2: The league will automatically use the age group's alternate playing day as the reschedule date. Please **NOTE** if there are no alternate playing day(s) left in a particular round or the field/referee are not available for your teams' alternate playing day. The league will select the next available date based on field, referee availability and timing of the current round.

- **U13** alternate reschedule/playing day **WEDNESDAY**
- **U15** alternate reschedule/playing day **TUESDAY/WEDNESDAY**
- **U17** alternate reschedule/playing day **TUESDAY**
- **U19** alternate reschedule/playing day **WEDNESDAY**

Step #3: League Director will update the website with the rescheduled game details and the Portal will automatically generate an email to both teams and the Referee Assignor. The rescheduled game is not considered legal until that time. Please keep in mind that the EMSA office is only open during the weekdays.

****Once the game has been confirmed by the League Director, if one team fails to show for a rescheduled game then that team will lose by default. If both teams fail to show for a rescheduled game, the game will go down as not being played, no stats or points will be awarded and the game will not be rescheduled. ***

ALL RESCHEDULED GAMES WILL BE COMPLETED within three (3) weeks of the original scheduled date. If there is less than three weeks left on the schedule, those games will be completed prior to your last game on the schedule. If the game does not get played within the three-week deadline or before the last game on the schedule (if there are less than three weeks left) then it will go down as not being played, no stats or points will be awarded. However, if the outstanding game will impact the standings in regards to post season play advancement in the main/final round, the EMSA League Director will reschedule the game.

Club Teams: Referee No Show Rescheduling Procedure:

Teams are only required to wait for 15 minutes past the kick off time for a referee to show.

If your center referee or linespersons are a no show for your game, please try and give your Referee Assignor a call and if they are able to answer the call he/she will try to send someone your way. If you are unable to get a hold of your Referee Assignor or he/she is unable to send you a referee, you may have someone who is present ref your game as long as both coaches are in agreement on the person. If you start the game with a substitute referee that means that both coaches have agreed and there can be no argument after the game because the coaching staff didn't like how the substitute referee handled the game. The game will stand as is. Please make a note on the game sheet and have both coaches sign their name beside the note to indicate they have agreed on the substitute referee.

If you wish for the game to be rescheduled, both teams must leave the field of play. YOU MUST NOT PLAY ANY TYPE OF EXHIBITION OR SCRIMMAGE. IF ANY TYPE OF GAME IS PLAYED THE GAME SHALL BE CONSIDERED VALID AND THE SCORE WILL COUNT IN THE STANDINGS.

If rescheduling is chosen, please follow the steps below:

Step #1: Home team must send an email to the EMSA Club League Director indicating the game details and indicating the game did not go due to referee no show.

U8 – U11 CLUB League Director matinam@emsamain.com

U13 -U19 CLUB League Director angelad@emsamain.com

Step #2: The HOME TEAM contacts the opposing coach to come up with an agreed upon rescheduled date. The opposing team officials have 48 hours to respond and work out a new date. If the new date is not worked out within 48 hours then the EMSA League Director reserves the right to automatically reschedule the game to a date chosen by the EMSA office.

Step #3: Once a date has been agreed upon, the HOME TEAM is responsible for emailing the EMSA Club League Director to notify of the new date and time. The EMSA League Director will then assign a field. ****If you are an Out of Edmonton District team**, you will need to contact your District Field Assignor first for a field as the EMSA Office does not take care of your area's fields. You will need to send the EMSA Club League Director an email once you have the new field confirmed.

Step #4: League Director will update the website with the rescheduled game details and the Portal will automatically generate an email to both teams and the Referee Assignor. The rescheduled game is not considered legal until that time. Please keep in mind that the EMSA office is only open during the weekdays.

If the opposing coach and you cannot agree on a reschedule date, please notify the League Director and they will step in and take over the rescheduling process. Please note that you must give the League Director enough notice to be able to help you with the rescheduled game. If you send notice a day or two before the rescheduling deadline then we will be unable to help you.

*Once the game has been confirmed by the League Director, if one team fails to show for a rescheduled game then that team will lose by default. If both teams fail to show for a rescheduled game, the game will go down as not being played, no stats or points will be awarded and the game will not be rescheduled.

ALL RESCHEDULED GAMES MUST BE COMPLETED within three (3) weeks of the original scheduled date. If there is less than three weeks left on the schedule you must have those games completed prior to your last game on the schedule. If the game does not get played within the three-week deadline or before the last game on the schedule (if there are less than three weeks left) then it will go down as not being played, no stats or points will be awarded. However, if the outstanding game will impact the standings in regards to post season play advancement in the main/final round, the EMSA League Director will reschedule the game.

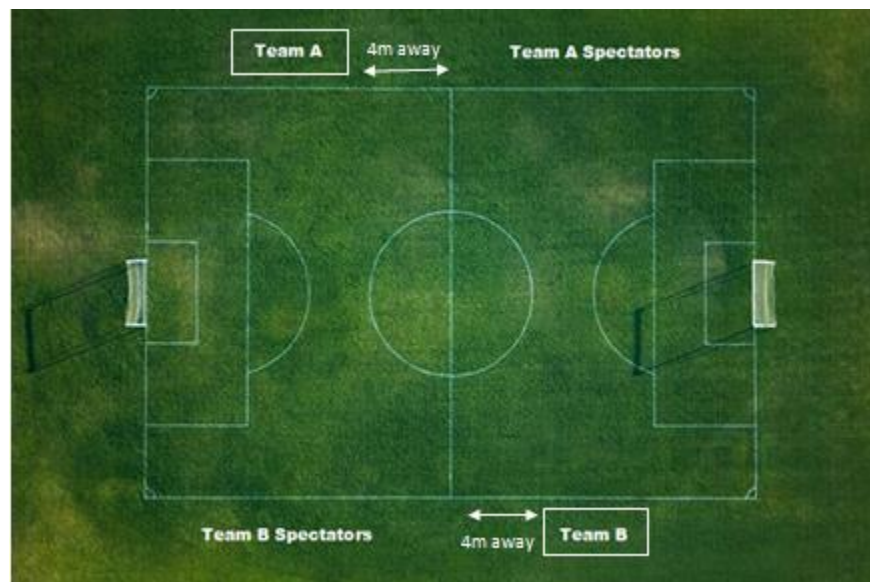
Location of Teams/Spectators on Field Sidelines

It is EMSA's policy that teams will sit on opposite sides of the field from one another. The spectators of a team should sit on the same side of the field as their own team but will be separated from their team by the center flag.

The home team will have the choice as to which side they prefer regardless of who arrives first.

We do realize that several fields in the City or surrounding areas do not allow teams to sit opposite of one another due to space constraints. If you are playing at a field that is set up at such both teams and their spectators will sit on the same side with the center line flag between the two groups. Ref has the final say if the original set up below is not possible.

A technical area should be set up for each team and it must be 1 meter back from the side touch line and 4 meters away from the center line. Team officials must stay within their technical area during the game and are not allowed to walk up and down the field.



Discipline Procedure & Suspension Notification Process

When a player, team official, or spectator is ejected from a game, the game sheet and referee report will be received by the EMSA Office and the EMSA League Director will impose the disciplinary action required based on the referee's report as per EMSA Rules and Regulations. Misconduct Reports or other Letters of Complaint are not released. Team officials/Club Directors, etc. can make a request to review the misconduct report/letter of complaint during an official Appeal or Discipline Hearing and it will be at the discretion of the Discipline Committee.

The main contact for the team will be notified of the suspension details via email from the EMSA Portal within a few days of the game's completion. This email will contain the reason for the red card/ejection and the length of the suspension. Suspensions issued as a result of spectator misconduct are to be

served by the main team official, as listed on the ASA roster unless the spectator is identified to EMSA by the team.

Team officials are responsible for enforcing all suspensions regardless of receiving email notification. Please contact the EMSA office if you haven't received any notification prior to your next game.

All suspensions are issued in accordance with the Rules & Regulations and based on the report submitted by the referee. The EMSA staff do not have the authority to change a suspension.

Red Card suspensions are automatic and hold a minimum one (1) game suspension. Any suspension that is 2 games in length or longer can be appealed to the EMSA Discipline Committee. Any attempt to alter the conditions of the suspension by the team official must be made in the form of an official appeal. This appeal is to be submitted, in writing, along with the \$100 appeal fee, to the EMSA Discipline Director at the EMSA office within 48 hours of the notification being sent from the EMSA Portal. There are no appeals granted for one (1) game suspensions, and/or, for cautionary offenses (i.e. no appeals for yellow cards issued).

All yellow cards, red cards, team official ejections, spectator ejections, etc. during incomplete games will still be valid and stand as is. Discipline will be issued for these infractions regardless if the game was fully completed or not.

Players and Team Officials Serving Suspensions – Game Attendance

Players who are serving a suspension may attend their team's games as a spectator only. They are not permitted to have any team interaction or be in the technical area/bench area. They are not permitted to sit on the bench and must sit with the spectators for entirety of the game.

Team officials who are serving a suspension cannot be anywhere in the vicinity of the area (including parking lots or nearby/adjacent streets) of the area where the game is being played. They are not permitted to be near the outdoor field from 30 minutes before until 15 minutes after the game.

For a complete list of Registration Violations, Game, Player and Team Official Discipline/Violations/Suspensions please visit the EMSA Rules and Regulations on the EMSA Website.

Player Unserved Suspension Games at Season Conclusion

- Discipline requiring suspensions affecting the end of the season will be distributed in the following manner and may be appealed as per the EMSA Rule book:
 - (a) Discipline for Red Cards under section 6.5(2) (Violent Conduct) shall be served during the remaining league games, then any post season play the team is eligible for and then the following season the player is registered in. The suspension will be served in that order and carried through all three situations if required.
 - (b) Discipline for Red Cards or two Yellows for offences that are considered nonviolent in nature and cannot be completed during the remaining league games will be referred to the Discipline Committee. The Discipline Committee will decide if the discipline shall be served in post season play, EMSA Sanctioned Tournaments, or the following season the player is registered in.

Team Official Unserved Suspension Games at Season Conclusion

- Discipline requiring suspensions affecting the end of the season will be distributed in the following manner and may be appealed as per the EMSA Rule book:
 - (a) Discipline for team officials shall be served during the remaining league games, then any post season play the team is eligible for and then the following season the official participates in. The suspension will be served in that order and carried through all three situations if required.

Violating Suspensions

Any person(s) found in violation of their suspension will be brought before the EMSA Discipline Committee for further action. The violation of any suspension may result in up to a one (1) year suspension from EMSA.

Protest of Game of Results

Protests of game results must be submitted in writing, along with cash/a money order/a cheque/an E-transfer/ payment by credit card in the amount of \$75.00, to the EMSA League Director within 24 hours of the game being completed. Should the game results be overturned as a result of the protest, the administration fee will be refunded.

Questionable points of facts/points of view of the game official(s) will not be considered for protest.

Appeal Procedure

Appeals of decisions are to be submitted in writing - within 48 hours of the decision notification being sent (excluding weekends and holidays), along with cash, a money order, a cheque or payment with a credit card in the amount of \$100.00 to the EMSA Discipline Director at the EMSA Main office.

Appeal fees will be refunded in the event that the individual in question has been completely exonerated by the EMSA Discipline Committee.

Hearings of appeals will be heard within ten (10) days thereafter (excluding Saturdays, Sundays and legal holidays).

The suspended individual must be present at the appeal hearing and can bring up to three additional witnesses to the hearing. No recording devices are permitted during the hearing. If the suspended individual fails to show for the hearing, they are automatically indefinitely suspended from all soccer related activities and must request a meeting with the Discipline Committee. An administration fee will be issued for the no show.

Concerns/Feedback on Referees

Questions and/or concerns pertaining to game officials can be sent to the referee assignor of that Zone/Club. Contacts are on page 3 of this handbook.

Tie Breaking Procedure (EMSA league play only)

If there are two (2) teams with the same amount of points:

Step # 1. – HEAD TO HEAD GAME(S)

The winner of the game between the two (2) teams concerned will determine the higher-ranking team. If the two teams have multiple games against each other, the team with the greater goal difference between the two tied team's games will be considered the higher-ranking team. If both teams are tied both in points and goal difference based on the game(s) played between each other, then proceed to step #2 of the EMSA tie breaking formula.

Step # 2. – FEWEST GOALS AGAINST

The team which has the fewest goals scored against them from all games within their group will attain the higher ranking. If this breaks the tie, nothing further is required. If this does not break the tie, proceed to step #3.

Step # 3. – OVERALL GOAL DIFFERENCE

The overall goal difference will be determined by subtracting the total number of goals scored against each of the two (2) teams from the total goals scored by each of the two (2) teams. It is not only the goals scored against each other, but the goals scored against all other teams in the group as well as the goals scored against them by all teams within the group that should be counted. The team with the greater goal difference of the two (2) with the equal number of points will be declared the team with the higher standing. If this breaks the tie, nothing further is required. If this does not break the tie, proceed to step #4.

Step # 4 – PENALTY KICKS

If steps 1, 2 or 3 fail to break the tie, both teams shall meet, as scheduled by the League Director or league organizer to proceed into penalty shots in order to break the tie.

If there are three (3) or more teams with the same amount of points:

Step #1. – FEWEST GOALS AGAINST

The team which has the fewest goals scored against them from all games within their group will attain the higher ranking. If this breaks the tie, nothing further is required. If this does not break the tie, proceed to step #2.

Step # 2. – OVERALL GOAL DIFFERENCE

The goal difference will be determined by subtracting the total number of goals scored against each of the teams from the total goals scored by each of the teams. It is not only the goals scored against each other, but the goals scored against all other teams within the group as well as the goals scored against them by all teams within the group that should be counted. The team with the greater goal difference of all with the equal number of points will be declared the team with the higher standing. If this breaks the tie, and only one higher ranking team is

required, nothing further is required. If this produces a highest-ranking team and others are required, that one higher ranking team is removed now from the formula and given the highest possible ranking in their group. If another higher-ranking team is required (example: a next place team), Then this step (#1) should be used to determine that next ranking team; (the next highest goal difference by a team). If the teams are tied in goal difference as well as points and this formula does not break the tie, then proceed to step three (3).

Step #3. – PENALTY KICKS

If steps 1 or 2 fail to break the tie, all teams shall meet, as scheduled by the League Director or league organizer to proceed into a single round robin of penalty shots in order to break the tie.

Post Season Information

Post season information will be emailed to you, as soon as it becomes available. Teams are responsible for informing themselves on the post play information for their division.

Community - Post Season

The Post Season Commitment Form (on EMSA website) indicates whether or not your team will be participating in the applicable post season competition, should they qualify. This google form must be submitted from the EMSA website, completed and submitted to the EMSA Community Program Director by **Monday June 10, 2024**.

Club Teams - Post Season

U8 – U11 teams do not advance to any post season. For the U13 – U19 age groups, a Club Post Season Commitment Form must be downloaded from the EMSA website, completed and submitted to the EMSA Club League Director by: **Monday June 10, 2024**.

Post Season – Non EMSA Member Teams

Non EMSA Member teams are not eligible to participate in tier 4 Provincials competition through an EMSA berth. Non-Member teams, however, may participate in the EMSA City Finals should they be in a division that qualifies. A post season commitment form must be submitted by the deadline to advance.

Post Season Competitions

Community League:

U11 City Finals Tier 4 – 6: July 1-7, 2024
U13 – U19 City Finals Tier 5 and lower: July 1 – 7, 2024
U13 – U19 Tier 4 Provincials: July 19 – 21, 2024

Club League:

U8 - U11 Club League: No Post Season
U13 – U17 Tier 1 Provincials: August 22 – 25, 2024 (locations determined by ASA)
U13 – U19 Tier 2 & 3 Provincials: August 9 – 11, 2024

- Based on their current condition, the fields will have roving field numbers. Please look for the EMSA signs or banners with the field numbers on them that coincides with the field number on your schedule. What is field #1 one week may not be field #1 the next week.
- Fields are available only ½ hour prior to your game start. Please do not go on the field any earlier than this.
- There is a very costly underground irrigation system running throughout the entire Ivor Dent Sports Park. This means that **ABSOLUTELY NOTHING** can be staked or pinned into the ground/grass such as pop up tents, umbrellas, etc. Please ensure your spectators are aware of this as teams will be held responsible for the cost of any damage caused to the system if they or their spectators are caught with items pinned into the ground.
- All cigarette butts and garbage (including decomposable items) must be disposed of properly. Please either place all garbage into one of the provided receptacles or take it home with you to dispose of.
 - Teams will be held responsible for the cost of cleaning up any garbage left behind from their team or their spectators.
- Sunflower and other shelled seeds/nuts are strictly prohibited. Teams and spectators are not permitted to have them anywhere on the Complex premises. An administration fee may be issued to the team for violating this rule.
- Goal nets and all required flags will already be on site and set up for you. No need to bring your own.
- If you have a later game at either Complex, many referees will be taking care of the early game on a different field number. Once that earlier game is complete, they will make their way to your game.
- Parking is enforced by by-law. Please ensure you are parking in designated spaces only. Please do not park anywhere on the grass, field areas, driveways or roadways.
- Please do not warm up or practice on any other field other than the one you are assigned to. Many of the other unoccupied fields may be on rest.
- Children who are at the Complex but are not playing **MUST** be supervised at all times by an adult.

Field Maps

All field contracts are held by individual zones/clubs. Please contact your zone/club for inquiries regarding fields in your communities.

A field map can be found on the website schedules by clicking the word “map” beside the field name:

2016-11-28	18:00	MW Selects FC (Melanson)	4 - 5	Xtreme FC (Fattah/Marchese)	Edmonton Soccer Centre East, 5	Map	Regular
2016-11-28	18:15	Saints (Ramsden)	0 - 20	Warriors (Vignjevic)	Edmonton Soccer Centre East, 7	Map	Regular
2016-11-28	18:30	Sting Sao Paulo FC (Dolanjski) U12	2 - 1	Sting Sao Paulo FC (Bent)	Edmonton Soccer Centre South, 12	Map	Regular

Additionally, field maps and addresses can be found on the City of Edmonton website:

https://www.edmonton.ca/activities_parks_recreation/sports-fields.aspx You will need to scroll about 2/3's of the way down the page to see the links for the field maps.

Codes of Conduct & Others

Coach / Volunteer Code of Conduct

Coach / Volunteer Responsibilities:

- To remember that you are an ambassador for the Edmonton Minor Soccer Association [EMSA], your Zone, and your Community, as such, carry oneself with respect, dignity and pride.
- To accept and work within all parameters set forth by the EMSA. To act in accordance with the Aims and Objectives set forth by EMSA.
- To demonstrate a commitment to a role chosen (coach, assistant coach, team manager, etc.).
- To act in accordance with all EMSA Bylaws Rules, Regulations and Policies.
- To carry out one's duties and responsibilities in a manner exhibiting the utmost professionalism, dignity and respect.
- To respect and honor the EMSA Codes of Conduct.
- To carry out one's responsibilities efficiently, accurately and to the best of one's ability.
- To be accountable for the behavior of one's team (if affiliated to one) including all its coaches, players and parents.
- To be accountable for all team-related activities including the accurate completion and timely submission of game sheets, the proper registration of players, the proper use of trialist players and the meeting of all league imposed deadlines.
- To respect the authority and dignity of ALL EMSA game officials including game referees, Board of Directors, staff and other volunteers.
- To comply with any mandates handed down, including all player / coach suspensions.
- To treat all EMSA Board of Directors, staff, fellow volunteers / coaches, players and parents with the utmost dignity and respect.

Coaches' Code

- Soccer is a game for happiness
- The laws of soccer should be regarded as mutual agreements, the spirit or letter of which no one should try to avoid or break
- Visiting teams and spectators are honored guests
- No advantages except those of superior skill should be sought
- Official and opponents should be treated and regarded as honest in intention
- Official decisions should be accepted without looking angry no matter how unfair they may seem
- Winning is desirable, but winning at any cost defeats the purpose of the game
- Losing can be a triumph when the team has given its best
- The ideal is the greatest good to the greatest number
- In soccer, as in life, do unto others as you would have them do unto you

Players' Code

- Play the game for the game's sake
- Be generous when you win
- Be gracious when you lose
- Be fair always, no matter what the cost
- Obey the Laws of the Game
- Work for the good of the team
- Accept the decisions of the Officials with good grace
- Believe in the honesty of your opponents
- Conduct yourself with honor and dignity
- Honestly and wholeheartedly applaud the efforts of you teammates and opponents

Parents' Code

- Children have more need for example than criticisms.
- Make athletic participation for your child and other a positive experience.
- Attempt to relieve pressure of competition, not increase it. A child is easily affected by outside influences.
- Be kind to your child's coach and officials. The coach is a volunteer giving personal time and money to provide a recreational activity for your child. The coach is providing a valuable community service, often without regard other than the personal satisfaction of having served their community.
- The opponents are necessary friends. Without them your child could not participate meaningfully.
- Applaud good plays by your team and by members of the opposing team.

Spectator Responsibility

Please remember teams are responsible and head coaches will be held accountable for the behavior of their spectators/parents.

Emergency Contact Information

It is recommended that all team officials keep a list of emergency contact numbers on who to call for their players and other team officials in case of emergency. Important information should be also be known and listed about all persons such as important medical information like heart conditions, diabetes, hypertension, serious allergies, etc.

This book is an excerpt of EMSA's rules, regulations and policies. For the complete listing of EMSA Rules & Regulations please visit:

www.emsamain.com